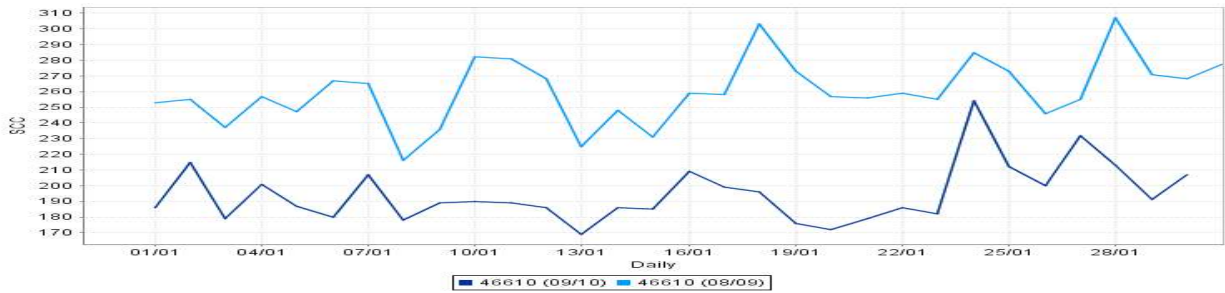


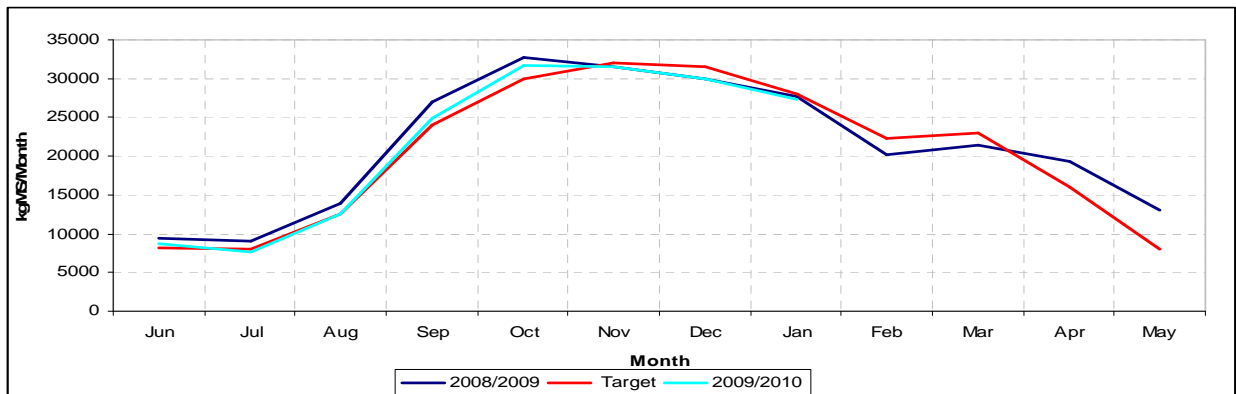
Taratahi Dairy Unit

Farm Data January 2010	Target	10/01/2010	20/01/2010	31/01/2010
Available Grazing Area	190	208	208	208
Area shut up or cropped	0	34	34	34
Total Effective area	190	174	174	174
Total Cows milked into Vat				
<i>Twice a Day</i>		607	603	600
<i>Once a day</i>				
Treatment mob total		5	9	10
<i>Mastitis, Lamé, Colostrum, other</i>		5,15,0,0	9,14,0,0	7,18,0,3
Springers on farm				
Dry cows on farm		3	3	5
R2's on farm		33	33	33
R1's on farm		30	30	30
Other on farm (Bulls etc)		20	20	0
Total Cows on Farm		616	615	615
Dry cows off farm				
R2's off farm				
R1's off farm		159	159	159
Other off farm				
Total Cows off Farm		0	0	0
Culls over period				
Culls to date		149	149	149
Deaths over period			1	
Deaths to date		14	15	15
Total Stock Numbers		616	615	615
Peak cow numbers	615 target	616	616	616
Condition Score	4.0	3.7		
Kgs N applied (for period)		2787	1312	
Kgs N applied/ha to date (Total Eff)		143	150	
Rainfall over period (mm)		15.5	32.5	123
Rainfall year to date (1 June)		492.5	525	648

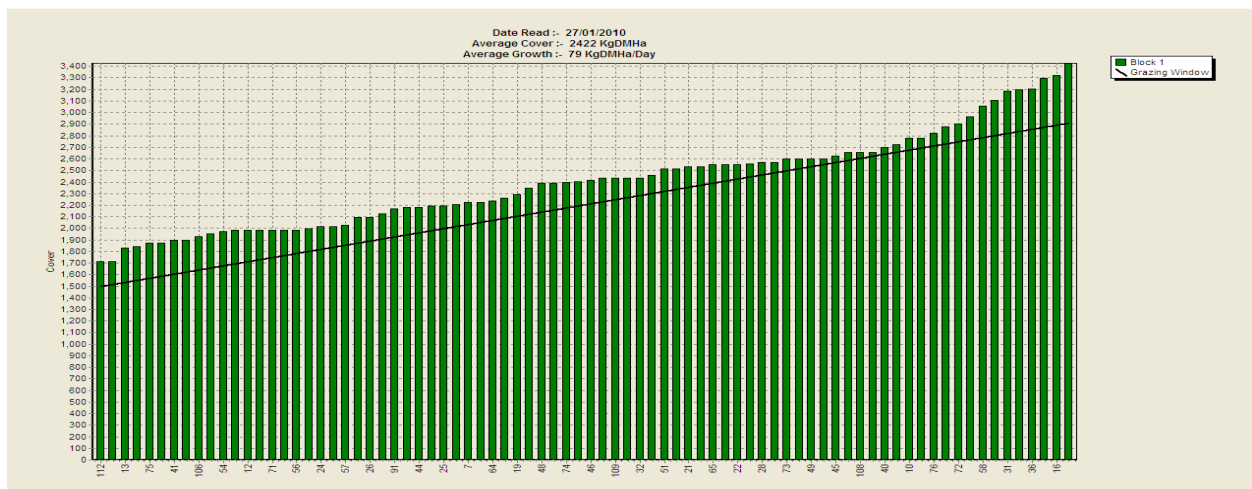
Farm Production	Target	10/01/2010	20/01/2010	31/01/2010
kgMS/day (av for period)		879	910	855
kgMS/cow/day	1.50	1.44	1.50	1.42
kgMS/ha/day (Total ha)	4.37	4.22	4.37	4.11
SCC (10 day average)	<150	191	187	203



	Target	10/01/2010	20/01/2010	31/01/2010
KgMs/cow to date (615 Target Peak cow)		257.39	273.42	283.06
kgMS/ha to date (190ha)		833.15	885.03	916.24
KgMs for Month		8795	17935	27293
KgMs for season to date		155589	164729	174086
kgMS target for season to date		156252	167617	175321
Season to date v's target		-0.5%	-2%	0%
Fertility (6wk incalf rate)	68%		53%	



	Target	10/01/2010	20/01/2010	31/01/2010
Growth Rate	60	50	69	79
Pasture Cover Actual	2200	2192	2208	2422
Area Grazed /ha/day		7	7	7
Pasture Residual	1500	1500	1500	1550
Rotation Speed	26	25	25	25



	Target	10/01/2010	20/01/2010	31/01/2010
Total Feed Ration (Milkers)	16	16	16	18
Pasture	16	15.2	16	16
Grass Silage				
Baleage		.8		
Maize Silage				
Other (Chicory)				2

Total Feed Ration (Drys)		N/A	N/A	N/A
Pasture				
Grass Silage				
Baleage				
Maize Silage				
Other				

Total Feed Ration (Springers)		N/A	N/A	N/A
Pasture				
Grass Silage				
Baleage				
Maize Silage				
Other				

Total Supplement on hand (kgDM)		243,027	243,027	243,027
Grass Silage		83,542 + 30ha silage	83,542 + 30ha silage	83,542 + 30ha silage
Baleage		7,200 + 430 bales	7,200 + 430 bales	7,200 + 430 bales
Maize Silage		240,000	240,000	240,000
Hay		10,125	10,125	10,125
Straw		2,160	2,160	2,160
Other (Hay conv)		230 bales	230 bales	230 bales
Other (Straw conv)				

Total Supplement at Run off. (kgDM)	N/A	N/A	N/A	N/A
Grass Silage				
Baleage				
Maize Silage				
Hay				
Straw				
Other				
Other				