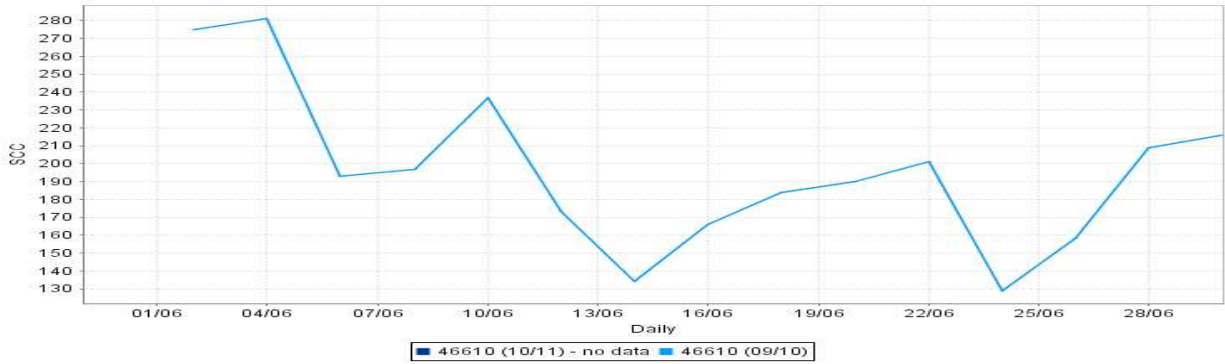


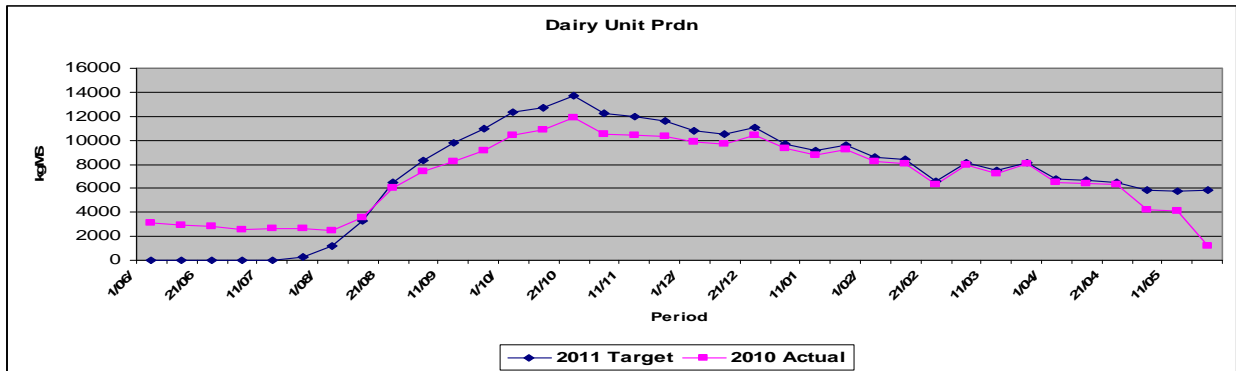
## Taratahi Dairy Unit Production Report

| Farm Data June 2010                  | Target | 10/06/2010 | 20/06/2010 | 30/06/2010 |
|--------------------------------------|--------|------------|------------|------------|
| Available Grazing Area               |        | 181.5      | 181.5      | 181.5      |
| Area shut up or cropped              |        | 8.5        | 8.5        | 8.5        |
| Total Effective area                 |        | 190        | 190        | 190        |
| Total Cows milked into Vat           |        |            |            |            |
| Twice a Day                          |        |            |            |            |
| Once a day                           |        |            |            |            |
| Treatment mob total                  |        |            |            |            |
| Mastitis, Lamé, Colostrum, other     | 0      | 0,0,0,0    | 0,0,0,0    | 0,0,0,0    |
| Springers on farm                    |        |            |            |            |
| Dry cows on farm                     |        | 60         | 60         | 60         |
| R2's on farm                         |        | 150        | 150        | 150        |
| R1's on farm                         |        |            |            |            |
| Other on farm (Bulls etc)            |        |            |            |            |
| Total Cows on Farm                   |        | 210        | 210        | 210        |
| Dry cows off farm                    |        | 420        | 420        | 420        |
| R2's off farm                        |        |            |            |            |
| R1's off farm                        |        | 129        | 129        | 129        |
| Other off farm                       |        |            |            |            |
| Total Cows off Farm                  |        | 630        | 630        | 630        |
| Culls over period                    |        | 74         |            |            |
| Culls to date                        |        | 74         | 74         | 74         |
| Deaths over period                   |        |            |            |            |
| Deaths to date                       |        |            |            |            |
| Total Stock Numbers                  |        | 630        | 630        | 630        |
| Peak cow numbers                     | 615    |            |            |            |
| Condition Score                      |        |            |            |            |
| Kgs N applied (for period)           |        |            |            | 99         |
| Kgs N applied/ha to date (Total Eff) |        |            |            | 1          |
| Rainfall over period (mm)            |        |            |            |            |
| Rainfall year to date (1 June)       |        |            |            |            |
|                                      |        |            |            |            |
|                                      |        |            |            |            |

| Farm Production          | Target | 10/06/2010 | 20/06/2010 | 30/06/2010 |
|--------------------------|--------|------------|------------|------------|
| KgMS/day (av for Period) | 0      |            |            |            |
| KgMS/cow/day             |        |            |            |            |
| KgMS/ha/day (Total ha)   |        |            |            |            |
| SCC (10 day average)     |        |            |            |            |



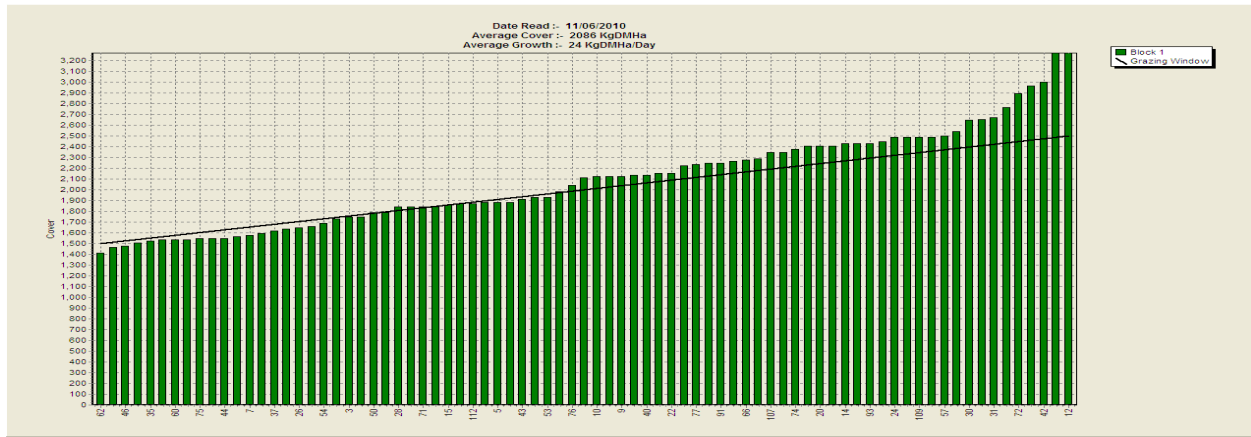
|                                    | Target | 10/06/2010 | 20/06/2010 | 30/06/2010 |
|------------------------------------|--------|------------|------------|------------|
| kgMS/cow to date (650 Target Peak) | 650    |            |            |            |
| kgMS/ha to date (210 ha)           | 210    |            |            |            |
| KgMS for Month                     |        |            |            |            |
| KgMS for Season to date            |        |            |            |            |
| KgMS target for Season to date     |        |            |            |            |
| Season to date v's target          |        |            |            |            |
| Fertility (Incalf rate)            |        |            |            |            |



|                        | Target | 10/06/2010 | 20/06/2010 | 30/06/2010 |
|------------------------|--------|------------|------------|------------|
| Growth Rate            | 20     | 23         | 24         | 14         |
| Pasture Cover (actual) | 2100   | 1951       | 2086       | 2049       |
| Area Grazed (ha/day)   |        | 2          | 2          | 2          |
| Pasture Residual       |        | 1550       | 1550       | 1550       |
| Rotation Speed         |        | 95         | 95         | 95         |

| Total Feed Ration (Milkers Herd 1) |  | 0 | 0 | 0 |
|------------------------------------|--|---|---|---|
| Pasture                            |  |   |   |   |
| Grass Sialge                       |  |   |   |   |
| Maize Silage                       |  |   |   |   |
| PKE                                |  |   |   |   |
| Grain                              |  |   |   |   |
| Molassis                           |  |   |   |   |
| Hay/Straw                          |  |   |   |   |

| Total Feed Ration (Milkers Herd 2) |  | 0 | 0 | 0 |
|------------------------------------|--|---|---|---|
| Pasture                            |  |   |   |   |
| Grass Sialge                       |  |   |   |   |
| Maize Silage                       |  |   |   |   |
| PKE                                |  |   |   |   |
| Grain                              |  |   |   |   |



|                               | Target | 10/06/2010 | 20/06/2010 | 30/06/2010 |
|-------------------------------|--------|------------|------------|------------|
| Total Feed Ration (Springers) |        | 0          | 0          | 0          |
| Pasture                       |        |            |            |            |
| Grass Silage                  |        |            |            |            |
| Maize Silage                  |        |            |            |            |
| PKE                           |        |            |            |            |
| Grain                         |        |            |            |            |
| Hay/Straw                     |        |            |            |            |

| Total Feed Ration (Drys) |  | Skinneys/ Fats | Skinneys/Fats | Skinneys/Fats |
|--------------------------|--|----------------|---------------|---------------|
| Pasture                  |  |                |               |               |
| Grass Silage             |  | 4,0            | 4,0           | 4,0           |
| Maize Silage             |  | 4,0            | 4,0           | 4,0           |
| PKE                      |  |                |               |               |
| Baleage                  |  | 0,4            | 0,4           | 0,4           |
| Other - Crop             |  | 4,4            | 4,4           | 4,4           |
| Straw/Hay                |  | 0,4            | 0,4           | 0,4           |

Summary: