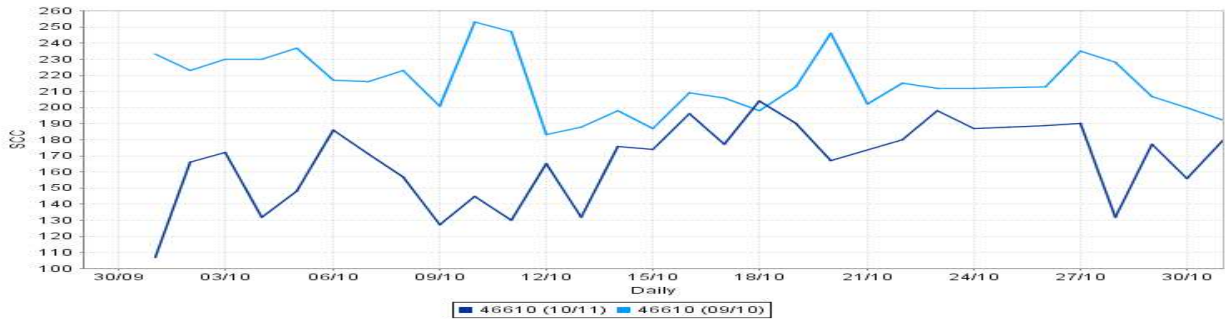


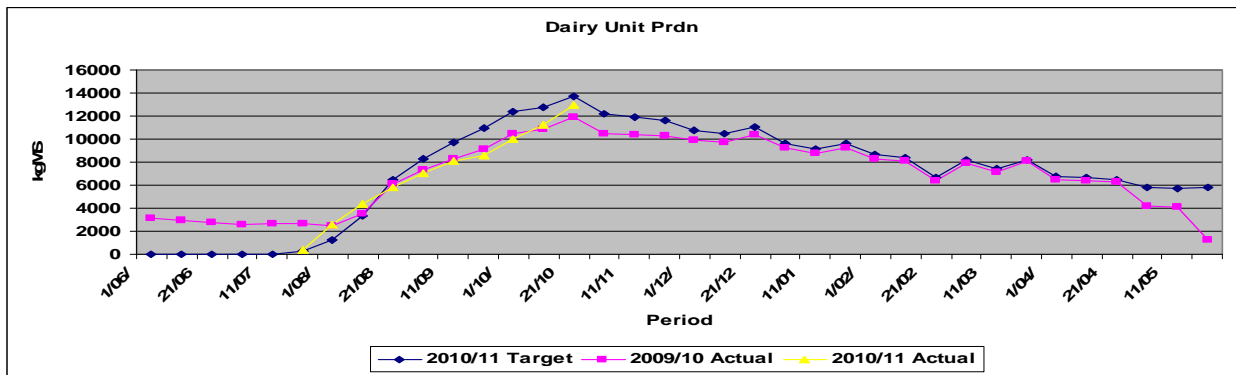
Taratahi Dairy Unit Production Report

Farm Data October 2010	Target	10/10/2010	20/10/2010	31/10/2010
Available Grazing Area		181.5	181.5	181.5
Area shut up or cropped		8.5	8.5	8.5
Total Effective area		190	190	190
Total Cows milked into Vat				
Twice a Day		535	575	577
Once a day				
Treatment mob total		48	27	16
Mastitis, Lamé, Colostrum, other	0	19,21,8,0	6,20,1,0	6,10,0,0
Springers on farm		17		
Dry cows on farm		22	19	28
R2's on farm		150	150	150
R1's on farm				
Other on farm (Bulls etc)				
Total Cows on Farm		600	602	593
Dry cows off farm			0	0
R2's off farm				
R1's off farm		129	129	129
Other off farm				
Total Cows off Farm		600	602	593
Culls over period				
Culls to date		74	74	74
Deaths over period		1	1	
Deaths to date		9	10	10
Total Stock Numbers		729	731	722
Peak cow numbers	Target 605			
Condition Score				
Kgs N applied (for period)		2345	1740	
Kgs N applied/ha to date (Total Eff)		68	73	73
Rainfall over period (mm)				
Rainfall year to date (1 June)				

Farm Production	Target	10/10/2010	20/10/2010	31/10/2010
KgMS/day (av for Period)		1002	1125	1173
KgMS/cow/day	1.9	1.80	1.89	1.99
KgMS/ha/day (Total ha)	190	5.27	5.92	6.17
SCC (10 day average)	<150	151	169	177



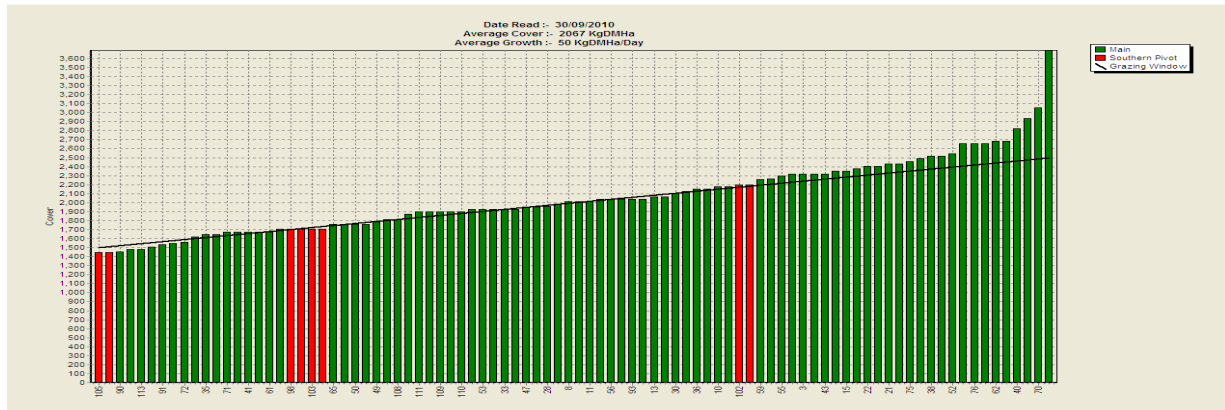
	Target	10/10/2010	20/10/2010	31/10/2010
kgMS/cow to date (605 Target Peak)	605	77.26	95.86	117.20
kgMS/ha to date (190 ha)	190	246.02	305.24	373.20
KgMS for Month		10022	11252	12913
KgMS for Season to date		46743	57995	70908
KgMS target for Season to date		1488	4541	9815
Season to date v's target				
Fertility 3wk submission rate)		76%		



	Target	10/10/2010	20/10/2010	31/10/2010
Growth Rate	60	59	66	74
Pasture Cover (actual)	2150	2264	2347	2113
Area Grazed (ha/day)		8.5	8.5	8.5
Pasture Residual	1550	1600	1600	1600
Rotation Speed		22	22	22

Total Feed Ration (Milkers Herd 1)	18	18	18
Pasture	18	18	18
Grass Sialge			
Maize Silage			
PKE			
Grain			
Molassis			
Hay/Straw			

Total Feed Ration (Milkers Herd 2)	16	16	16
Pasture	16	16	16
Grass Sialge			
Maize Silage			
PKE			



	Target	10/10/2010	20/10/2010	31/10/2010
Total Feed Ration (Springers)		0	0	0
Pasture				
Grass Silage				
Maize Silage				
PKE				
Baleage				
Hay/Straw				

Total Feed Ration (Drys)		0	0	0
Pasture				
Grass Silage				
Maize Silage				
PKE				
Baleage				
Other - Crop				
Straw/Hay				